


Print on white cardstock. Punch small hole in top center of each pennant and tie to string with ribbon.



A



B

Print on white cardstock. Punch small hole in top center of each pennant and tie to string with ribbon.



c



D

Print on white cardstock. Punch small hole in top center of each pennant and tie to string with ribbon.



Print on white cardstock. Punch small hole in top center of each pennant and tie to string with ribbon.




A large, black, Gothic-style letter 'G' is centered on a white background. The letter has a thick, slightly shadowed appearance, giving it a three-dimensional look. It is enclosed within a white square frame, which is further surrounded by a red border and an outer yellow border.



A large, black, Gothic-style letter 'H' is centered on a white background. The letter has a thick, slightly shadowed appearance, giving it a three-dimensional look. It is enclosed within a white square frame, which is further surrounded by a red border and an outer yellow border.

Print on white cardstock. Punch small hole in top center of each pennant and tie to string with ribbon.



I

A large, black, serif capital letter 'I' is centered within a white square. The letter has a classic, slightly flared top and bottom. It is enclosed in a double-line border: an inner teal line and an outer red line. This entire design is set against a yellow background.

J

A large, black, serif capital letter 'J' is centered within a white square. The letter features a prominent, curved tail that extends to the left and then curves back up. It is enclosed in a double-line border: an inner teal line and an outer red line. This entire design is set against a yellow background.

Print on white cardstock. Punch small hole in top center of each pennant and tie to string with ribbon.



K




L



Print on white cardstock. Punch small hole in top center of each pennant and tie to string with ribbon.



Print on white cardstock. Punch small hole in top center of each pennant and tie to string with ribbon.



Print on white cardstock. Punch small hole in top center of each pennant and tie to string with ribbon.



Print on white cardstock. Punch small hole in top center of each pennant and tie to string with ribbon.



A large, bold, black letter 'S' in a classic serif font, centered on a white background. The letter is framed by a thin teal border, which is itself set within a wider yellow border.



A large, bold, black letter 'T' in a classic serif font, centered on a white background. The letter is framed by a thin teal border, which is itself set within a wider yellow border.

Print on white cardstock. Punch small hole in top center of each pennant and tie to string with ribbon.



U



V

Print on white cardstock. Punch small hole in top center of each pennant and tie to string with ribbon.



Print on white cardstock. Punch small hole in top center of each pennant and tie to string with ribbon.



Y



Z